







































































# 30 200m Butterfly Men Heat

Official





































Total

Rank	Competitor	Age	Club	RT	PTS	Result	
1	 Daniel Kregting	17	 Roskill Swimming Club	0.63		<b>1:58.55</b> Entry: 2:00.08 <span>-1.53</span>	Q
	25m: 11.71 50m: 26.14 (14.43) 75m: 41.22 (15.08) 100m: 56.21 (14.99) 125m: 1:11.54 (15.33) 150m: 1:26.90 (15.36) 175m: 1:42.75 (15.85) 200m: 1:58.55 (15.80)						
2	 Lochlainn O'Connor	24	 Matamata Swim Club	0.72		<b>2:01.24</b> Entry: 2:00.03 <span>+1.21</span>	Q
	25m: 12.33 50m: 26.51 (14.18) 75m: 41.66 (15.15) 100m: 57.05 (15.39) 125m: 1:12.98 (15.93) 150m: 1:29.01 (16.03) 175m: 1:45.33 (16.32) 200m: 2:01.24 (15.91)						
3	 Nemanja Markovic	17	 North Shore Swimming Club	0.63		<b>2:03.80</b> Entry: 2:03.63 <span>+0.17</span>	Q
	25m: 11.93 50m: 26.82 (14.89) 75m: 41.99 (15.17) 100m: 57.91 (15.92) 125m: 1:14.43 (16.52) 150m: 1:30.96 (16.53) 175m: 1:47.58 (16.62) 200m: 2:03.80 (16.22)						
4	 Sam Kenny	20	 Coast Swimming Club	0.68		<b>2:04.01</b> Entry: 2:01.62 <span>+2.39</span>	Q
	25m: 11.99 50m: 27.19 (15.20) 75m: 42.88 (15.69) 100m: 58.95 (16.07) 125m: 1:14.88 (15.93) 150m: 1:31.06 (16.18) 175m: 1:47.38 (16.32) 200m: 2:04.01 (16.63)						
5	 Hunter Lloyd	17	 Raumati Swimming Club	0.66		<b>2:04.39</b> Entry: 2:05.01 <span>-0.62</span>	Q
	25m: 12.21 50m: 27.23 (15.02) 75m: 43.04 (15.81) 100m: 59.18 (16.14) 125m: 1:15.39 (16.21) 150m: 1:31.94 (16.55) 175m: 1:48.07 (16.13) 200m: 2:04.39 (16.32)						
6	 Curtis Mellsop	22	 Nga Tai Tuatea a Taraika Swimm	0.66		<b>2:04.80</b> Entry: 2:04.71 <span>+0.09</span>	Q
	25m: 12.39 50m: 27.83 (15.44) 75m: 43.87 (16.04) 100m: 1:00.23 (16.36) 125m: 1:16.19 (15.96) 150m: 1:32.32 (16.13) 175m: 1:48.65 (16.33) 200m: 2:04.80 (16.15)						
7	 Flynn Grace	17	 Wharenui Swim Club	0.71		<b>2:04.86</b> Entry: 2:08.85 <span>-3.99</span>	Q
	25m: 12.79 50m: 27.60 (14.81) 75m: 43.14 (15.54) 100m: 59.33 (16.19) 125m: 1:15.45 (16.12) 150m: 1:31.97 (16.52) 175m: 1:48.21 (16.24) 200m: 2:04.86 (16.65)						
8	 William Campbell	30	 Wharenui Swim Club	0.74		<b>2:04.87</b> Entry: 2:08.00 <span>-3.13</span>	Q
	25m: 12.47 50m: 27.60 (14.81) 75m: 43.00 (43.00) 100m: 59.33 (16.19) 125m: 1:14.80 (1:14.80) 150m: 1:31.97 (16.52) 200m: 2:04.87 (17.07)						
9	 Jacob Humphries	16	 North Shore Swimming Club	0.79		<b>2:05.12</b> Entry: 2:06.52 <span>-1.40</span>	Q
	25m: 12.50 50m: 27.49 (14.99) 75m: 43.08 (15.59) 100m: 59.01 (15.93) 125m: 1:15.05 (16.04) 150m: 1:31.66 (16.61) 175m: 1:48.33 (16.67) 200m: 2:05.12 (16.79)						
10	 TeRauroha Paki	15	 Northwave Swim Club	0.70		<b>2:05.14</b> Entry: 2:10.26 <span>-5.12</span>	Q
	25m: 12.54 50m: 27.92 (15.38) 75m: 43.77 (15.85) 100m: 59.93 (16.16) 125m: 1:15.97 (16.04) 150m: 1:32.23 (16.26) 175m: 1:48.58 (16.35) 200m: 2:05.14 (16.56)						
11	 Henry Williams	22	 North Shore Swimming Club	0.71		<b>2:05.19</b> Entry: 2:02.21 <span>+2.98</span>	Q
	25m: 11.89 50m: 26.92 (15.03) 75m: 42.65 (15.73) 100m: 58.49 (15.84) 125m: 1:14.65 (16.16) 150m: 1:31.27 (16.62) 175m: 1:48.29 (17.02) 200m: 2:05.19 (16.90)						
12	 Neo Salomonsson	16	 Kiwi ASC	0.82		<b>2:05.22</b> Entry: 2:06.33 <span>-1.11</span>	Q
	25m: 12.46 50m: 28.01 (15.55) 75m: 44.01 (16.00) 100m: 1:00.35 (16.34) 125m: 1:17.09 (16.74) 150m: 1:33.63 (16.54) 175m: 1:49.69 (16.06) 200m: 2:05.22 (15.53)						
13	 Oscar Dingwall (V)	16	 South Australia	0.69		<b>2:05.55</b> Entry: 2:08.17 <span>-2.62</span>	Q
	25m: 12.04 50m: 27.37 (15.33) 75m: 43.17 (15.80) 100m: 59.23 (16.06) 125m: 1:15.38 (16.15) 150m: 1:32.28 (16.90) 175m: 1:48.95 (16.67) 200m: 2:05.55 (16.60)						
14	 Eric Yuan	17	 Porirua City Aquatics	0.67		<b>2:06.71</b> Entry: 2:05.16 <span>+1.55</span>	Q
	25m: 12.54 50m: 28.05 (15.51) 75m: 44.22 (16.17) 100m: 1:00.54 (16.32) 125m: 1:16.29 (15.75) 150m: 1:32.74 (16.45) 175m: 1:49.44 (16.70) 200m: 2:06.71 (17.27)						
15	 Kayne Howat	17	 SwimZone Racing	0.66		<b>2:07.16</b> Entry: 2:09.89 <span>-2.73</span>	Q
	25m: 12.66 50m: 27.94 (15.28) 75m: 43.56 (15.62) 100m: 59.49 (15.93) 125m: 1:15.82 (16.33) 150m: 1:32.71 (16.89) 175m: 1:49.74 (17.03) 200m: 2:07.16 (17.42)						
16	 Michael Chen	15	 Parnell Swimming	0.71		<b>2:07.21</b> Entry: 2:08.82 <span>-1.61</span>	Q
	25m: 12.78 50m: 28.11 (15.33) 75m: 43.98 (15.87) 100m: 1:00.09 (16.11) 125m: 1:16.55 (16.46) 150m: 1:33.26 (16.71) 175m: 1:50.00 (16.74) 200m: 2:07.21 (17.21)						
17	 William Ison (V)	14	 Nepean Swim Club NSW	0.76		<b>2:07.90</b> <span>+0.17</span>	Q



25m: 13.43 50m: 28.80 (15.37) 75m: 45.25 (16.45) 100m: 1:01.96 (16.71) 125m: 1:18.67 (16.71) 150m: 1:35.32 (16.65)  
175m: 1:51.63 (16.31) 200m: 2:07.90 (16.27)



18	 Soeren Wells	16	 Wharenui Swim Club	0.79	2:09.65 Entry: 2:08.92 +0.73	Q
	25m: 12.97 50m: 28.51 (15.54) 75m: 44.58 (16.07) 100m: 1:01.23 (16.65) 125m: 1:17.74 (16.51) 150m: 1:34.44 (16.70) 175m: 1:51.67 (17.23) 200m: 2:09.65 (17.98)					
19	 Ry Luff	18	 United Swimming Club	0.75	2:09.92 Entry: 2:10.48 -0.56	Q
	25m: 12.87 50m: 28.72 (15.85) 75m: 44.93 (16.21) 100m: 1:01.49 (16.56) 125m: 1:18.27 (16.78) 150m: 1:35.77 (17.50) 175m: 1:52.93 (17.16) 200m: 2:09.92 (16.99)					
20	 Jack Love	19	 Blenheim Swimming Club	0.71	2:10.13 Entry: 2:05.42 +4.71	Q
	25m: 12.98 50m: 28.49 (15.51) 75m: 44.57 (16.08) 100m: 1:01.10 (16.53) 125m: 1:17.66 (16.56) 150m: 1:34.65 (16.99) 175m: 1:52.01 (17.36) 200m: 2:10.13 (18.12)					
21	 Flynn Beattie	17	 Mt Maunganui Swimming Club	0.70	2:10.18 Entry: 2:09.45 +0.73	Q
	25m: 12.50 50m: 28.00 (15.50) 75m: 44.17 (16.17) 100m: 1:00.72 (16.55) 125m: 1:17.63 (16.91) 150m: 1:35.01 (17.38) 175m: 1:52.31 (17.30) 200m: 2:10.18 (17.87)					
22	 Corben Powell (V)	19	 South Australia	0.64	2:10.86 Entry: 2:07.35 +3.51	Q
	25m: 12.88 50m: 28.36 (15.48) 75m: 44.80 (16.44) 100m: 1:01.87 (17.07) 125m: 1:19.19 (17.32) 150m: 1:36.85 (17.66) 175m: 1:53.91 (17.06) 200m: 2:10.86 (16.95)					
23	 William Callow	14	 Aquagym Swimming Club	0.74	2:11.15 Entry: 2:11.50 -0.35	Q
	25m: 13.82 50m: 30.07 (16.25) 75m: 46.44 (16.37) 100m: 1:02.96 (16.52) 125m: 1:19.43 (16.47) 150m: 1:36.31 (16.88) 175m: 1:53.57 (17.26) 200m: 2:11.15 (17.58)					
24	 Declan Broadfoot	15	 Pirates Swim Team	0.66	2:12.54 Entry: 2:07.53 +5.01	Q
	25m: 13.04 50m: 28.92 (15.88) 75m: 45.37 (16.45) 100m: 1:01.95 (16.58) 125m: 1:18.91 (16.96) 150m: 1:36.15 (17.24) 175m: 1:54.22 (18.07) 200m: 2:12.54 (18.32)					
25	 Ethan Cone	20	 Jasi Swim Club	0.74	2:12.93 Entry: 2:14.35 -1.42	Q
	25m: 13.15 50m: 28.92 (15.77) 75m: 45.08 (16.16) 100m: 1:01.67 (16.59) 125m: 1:18.47 (16.80) 150m: 1:35.82 (17.35) 175m: 1:53.88 (18.06) 200m: 2:12.93 (19.05)					
26	 Henry Wang	14	 North Shore Swimming Club	0.71	2:14.31 Entry: 2:15.92 -1.61	Q
	25m: 13.42 50m: 29.50 (16.08) 75m: 46.07 (16.57) 100m: 1:03.54 (17.47) 125m: 1:20.86 (17.32) 150m: 1:38.63 (17.77) 175m: 1:56.62 (17.99) 200m: 2:14.31 (17.69)					
27	 Sonny Liu	15	 North Shore Swimming Club	0.68	2:14.56 Entry: 2:17.07 -2.51	Q
	25m: 13.93 50m: 30.80 (16.87) 75m: 47.90 (17.10) 100m: 1:05.56 (17.66) 125m: 1:22.40 (16.84) 150m: 1:39.32 (16.92) 175m: 1:56.57 (17.25) 200m: 2:14.56 (17.99)					
28	 Josiah Joyce	16	 St Paul's Swimming Club	0.65	2:14.61 Entry: 2:13.37 +1.24	Q
	25m: 13.29 50m: 29.39 (16.10) 75m: 46.14 (16.75) 100m: 1:02.89 (16.75) 125m: 1:20.17 (17.28) 150m: 1:38.06 (17.89) 175m: 1:56.04 (17.98) 200m: 2:14.61 (18.57)					
29	 Lucas Bentley (V)	22	 Nepean Swim Club NSW	0.80	2:15.73 Entry: 2:16.75 -1.02	Q
	25m: 13.44 50m: 29.09 (15.65) 75m: 45.55 (16.46) 100m: 1:02.46 (16.91) 125m: 1:19.63 (17.17) 150m: 1:37.72 (18.09) 175m: 1:56.07 (18.35) 200m: 2:15.73 (19.66)					
30	 Alexander Copocean	16	 St Paul's Swimming Club	0.70	2:16.24 Entry: 2:09.99 +6.25	Q
	25m: 13.50 50m: 30.13 (16.63) 75m: 47.37 (17.24) 100m: 1:05.02 (17.65) 125m: 1:22.53 (17.51) 150m: 1:40.15 (17.62) 175m: 1:57.88 (17.73) 200m: 2:16.24 (18.36)					
31	 Harvey Revell	14	 Nga Tai Tuatea a Taraika Swimm	0.67	2:17.43 Entry: 2:22.76 -5.33	R1
	25m: 13.62 50m: 30.34 (16.72) 75m: 47.23 (16.89) 100m: 1:04.64 (17.41) 125m: 1:22.03 (17.39) 150m: 1:40.16 (18.13) 175m: 1:58.52 (18.36) 200m: 2:17.43 (18.91)					
32	 Samuel Asiata	17	 Howick Pakuranga	0.70	2:17.50 Entry: 2:18.96 -1.46	R2
	25m: 13.36 50m: 29.86 (16.50) 75m: 46.37 (16.51) 100m: 1:03.84 (17.47) 125m: 1:21.28 (17.44) 150m: 1:39.70 (18.42) 175m: 1:58.64 (18.94) 200m: 2:17.50 (18.86)					
33	 Taylor Potter	17	 Triton Swim Club	0.80	2:18.04 Entry: 2:19.26 -1.22	
	25m: 13.81 50m: 30.59 (16.78) 75m: 48.06 (17.47) 100m: 1:05.87 (17.81) 125m: 1:23.97 (18.10) 150m: 1:41.91 (17.94) 175m: 1:59.78 (17.87) 200m: 2:18.04 (18.26)					
34	 Remy Burns	18	 Pukekohe Swimming Club	0.75	2:19.35 Entry: 2:21.00 -1.65	
	25m: 13.71 50m: 29.78 (16.07) 75m: 46.91 (17.13) 100m: 1:04.31 (17.40) 125m: 1:22.32 (18.01) 150m: 1:40.86 (18.54) 175m: 2:00.46 (19.60) 200m: 2:19.35 (18.89)					
35	 Kento Wangford	14	 Parnell Swimming	0.73	2:19.55 Entry: 2:15.75 +3.80	



25m: 13.89 50m: 30.36 (16.47) 75m: 48.29 (17.93) 100m: 1:06.27 (17.98) 125m: 1:24.28 (18.01) 150m: 1:42.24 (17.96)  
175m: 2:00.90 (18.66) 200m: 2:19.55 (18.65)



36	 Naher... Yun Teaur...	13	 Tahiti	0.78	2:19.78 Entry: 2:24.83 -5.05
25m: 14.27 50m: 31.18 (16.91) 75m: 49.81 (18.63) 100m: 1:08.39 (18.58) 125m: 1:26.61 (18.22) 150m: 1:44.46 (17.85) 175m: 2:02.59 (18.13) 200m: 2:19.78 (17.19)					
37	 Isaac Wren	15	 Hamilton Aquatics	0.69	2:19.92 Entry: 2:18.05 +1.87
25m: 13.92 50m: 30.49 (16.57) 75m: 47.95 (17.46) 100m: 1:05.62 (17.67) 125m: 1:23.77 (18.15) 150m: 1:42.97 (19.20) 175m: 2:01.47 (18.50) 200m: 2:19.92 (18.45)					
38	 Max Cryer	15	 St Paul's Swimming Club	0.71	2:21.11 Entry: 2:19.23 +1.88
25m: 13.93 50m: 30.81 (16.88) 75m: 48.58 (17.77) 100m: 1:07.33 (18.75) 125m: 1:25.17 (17.84) 150m: 1:43.67 (18.50) 175m: 2:02.37 (18.70) 200m: 2:21.11 (18.74)					
39	 Jk Wang	13	 Coast Swimming Club	0.75	2:21.17 Entry: 2:21.62 -0.45
25m: 14.79 50m: 31.41 (16.62) 75m: 49.47 (18.06) 100m: 1:07.34 (17.87) 125m: 1:25.40 (18.06) 150m: 1:44.42 (19.02) 175m: 2:03.02 (18.60) 200m: 2:21.17 (18.15)					
40	 Ryan Zhou	14	 United Swimming Club	0.80	2:21.22 Entry: 2:20.08 +1.14
25m: 14.88 50m: 32.22 (17.34) 75m: 50.25 (18.03) 100m: 1:08.60 (18.35) 125m: 1:26.58 (17.98) 150m: 1:45.24 (18.66) 175m: 2:02.90 (17.66) 200m: 2:21.22 (18.32)					
41	 Nathan Hu	13	 Tawa Swimming Club	0.73	2:21.46 Entry: 2:31.92 -10.46
25m: 14.68 50m: 31.67 (16.99) 75m: 50.37 (18.70) 100m: 1:09.20 (18.83) 125m: 1:27.87 (18.67) 150m: 1:46.02 (18.15) 175m: 2:03.53 (17.51) 200m: 2:21.46 (17.93)					
42	 Ari Narayan	16	 Hamilton Aquatics	0.71	2:21.55 Entry: 2:20.45 +1.10
25m: 13.96 50m: 31.09 (17.13) 75m: 48.06 (16.97) 100m: 1:06.35 (18.29) 125m: 1:24.64 (18.29) 150m: 1:43.12 (18.48) 175m: 2:02.10 (18.98) 200m: 2:21.55 (19.45)					
43	 Anthony Pan	15	 Phoenix Aquatics	0.67	2:21.71 Entry: 2:23.41 -1.70
25m: 13.67 50m: 30.46 (16.79) 75m: 47.52 (17.06) 100m: 1:05.32 (17.80) 125m: 1:23.17 (17.85) 150m: 1:42.73 (19.56) 175m: 2:02.25 (19.52) 200m: 2:21.71 (19.46)					
44	 Haunoa Sommers (V)	14	 Olympique de Pirae Tahiti	0.72	2:21.72 Entry: 2:19.87 +1.85
25m: 13.73 50m: 30.40 (16.67) 75m: 47.71 (17.31) 100m: 1:05.63 (17.92) 125m: 1:23.98 (18.35) 150m: 1:42.61 (18.63) 175m: 2:02.45 (19.84) 200m: 2:21.72 (19.27)					
45	 Brian Ren	15	 Triton Swim Club	0.75	2:22.73 Entry: 2:23.30 -0.57
25m: 14.13 50m: 31.44 (17.31) 75m: 49.39 (17.95) 100m: 1:07.72 (18.33) 125m: 1:26.57 (18.85) 150m: 1:45.80 (19.23) 175m: 2:04.70 (18.90) 200m: 2:22.73 (18.03)					
46	 Kaeto Sasamoto	15	 Enterprise Swim Team	0.68	2:23.09 Entry: 2:25.73 -2.64
25m: 14.32 50m: 31.81 (17.49) 75m: 49.91 (18.10) 100m: 1:08.84 (18.93) 125m: 1:27.63 (18.79) 150m: 1:46.35 (18.72) 175m: 2:05.13 (18.78) 200m: 2:23.09 (17.96)					
46	 Mat... Castro-Steph...	15	 Hamilton Aquatics	0.71	2:23.09 Entry: 2:25.37 -2.28
25m: 14.66 50m: 32.36 (17.70) 75m: 49.71 (17.35) 100m: 1:07.85 (18.14) 125m: 1:26.28 (18.43) 150m: 1:45.44 (19.16) 175m: 2:04.20 (18.76) 200m: 2:23.09 (18.89)					
48	 Jonathan Bao	13	 Parnell Swimming	0.71	2:23.65 Entry: 2:27.59 -3.94
25m: 14.16 50m: 32.08 (17.92) 75m: 50.29 (18.21) 100m: 1:08.19 (17.90) 125m: 1:26.35 (18.16) 150m: 1:44.86 (18.51) 175m: 2:04.13 (19.27) 200m: 2:23.65 (19.52)					
49	 Rainui Chenon (V)	17	 Olympique de Pirae Tahiti	0.70	2:23.83 Entry: 2:20.07 +3.76
25m: 13.95 50m: 30.51 (16.56) 75m: 47.44 (16.93) 100m: 1:05.27 (17.83) 125m: 1:23.85 (18.58) 150m: 1:42.67 (18.82) 175m: 2:02.77 (20.10) 200m: 2:23.83 (21.06)					
50	 Yusuke Reid	14	 SwimZone Racing	0.71	2:23.96 Entry: 2:28.31 -4.35
25m: 14.02 50m: 31.22 (17.20) 75m: 49.44 (18.22) 100m: 1:08.02 (18.58) 125m: 1:26.63 (18.61) 150m: 1:45.76 (19.13) 175m: 2:04.93 (19.17) 200m: 2:23.96 (19.03)					
51	 Victor Yu	15	 Porirua City Aquatics	0.84	2:25.60 Entry: 2:27.28 -1.68
25m: 14.62 50m: 31.77 (17.15) 75m: 49.50 (17.73) 100m: 1:08.04 (18.54) 125m: 1:26.74 (18.70) 150m: 1:46.19 (19.45) 175m: 2:05.85 (19.66) 200m: 2:25.60 (19.75)					
52	 Logan Pinkerton	15	 Liz van Welie Aquatics	0.65	2:25.66 Entry: 2:27.83 -2.17
25m: 13.92 50m: 31.15 (17.23) 75m: 49.05 (17.90) 100m: 1:07.83 (18.78) 125m: 1:26.92 (19.09) 150m: 1:46.50 (19.58) 175m: 2:06.21 (19.71) 200m: 2:25.66 (19.45)					
53	 Will Parsons	15	 Ice Breaker Aquatics	0.68	2:26.56 Entry: 2:25.90 +0.66
25m: 14.11 50m: 31.41 (17.30) 75m: 49.11 (17.91) 100m: 1:08.11 (18.54) 125m: 1:26.81 (18.70) 150m: 1:46.41 (19.44) 175m: 2:06.11 (19.70) 200m: 2:26.56 (19.45)					



25m: 14.12 50m: 31.11 (16.99) 75m: 49.26 (18.15) 100m: 1:07.93 (18.67) 125m: 1:26.65 (18.72) 150m: 1:45.66 (19.01)  
175m: 2:05.33 (19.67) 200m: 2:26.56 (21.23)



**54**  **Aiden Carlisle** 13  **Napier Aquahawks** 0.67 **2:28.26**  
Entry: 2:24.10 **+4.16**  
25m: 13.97 50m: 32.11 (18.14) 75m: 50.89 (18.78) 100m: 1:10.08 (19.19) 125m: 1:29.70 (19.62) 150m: 1:48.87 (19.17)  
175m: 2:08.70 (19.83) 200m: 2:28.26 (19.56)



**55**  **Jonathan Cui** 13  **SwimZone Racing** 0.73 **2:30.65**  
Entry: 2:29.70 **+0.95**  
25m: 14.49 50m: 32.44 (17.95) 75m: 50.86 (18.42) 100m: 1:10.17 (19.31) 125m: 1:30.25 (20.08) 150m: 1:50.44 (20.19)  
175m: 2:10.57 (20.13) 200m: 2:30.65 (20.08)



**56**  **Austin Li** 13  **Roskill Swimming Club** 0.70 **2:31.59**  
Entry: 2:34.16 **-2.57**  
25m: 14.95 50m: 33.21 (18.26) 75m: 51.63 (18.42) 100m: 1:11.62 (19.99) 125m: 1:30.34 (18.72) 150m: 1:50.57 (20.23)  
175m: 2:11.03 (20.46) 200m: 2:31.59 (20.56)



**57**  **Oscar Hodge** 13  **Pirates Swim Team** 0.71 **2:31.93**  
Entry: 2:38.71 **-6.78**  
25m: 14.86 50m: 33.00 (18.14) 75m: 51.89 (18.89) 100m: 1:10.88 (18.99) 125m: 1:30.73 (19.85) 150m: 1:51.14 (20.41)  
175m: 2:11.63 (20.49) 200m: 2:31.93 (20.30)



**58**  **Jesu Yu** 13  **North Shore Swimming Club** 0.67 **2:32.43**  
Entry: 2:38.05 **-5.62**  
25m: 14.21 50m: 31.67 (17.46) 75m: 50.58 (18.91) 100m: 1:10.92 (20.34) 125m: 1:31.55 (20.63) 150m: 1:52.54 (20.99)  
175m: 2:12.25 (19.71) 200m: 2:32.43 (20.18)

**59**  **Clark Emanuel** 14  **Selwyn Swim Club** 0.73 **2:33.52**  
Entry: 2:30.56 **+2.96**  
25m: 14.84 50m: 32.90 (18.06) 75m: 51.92 (19.02) 100m: 1:11.82 (19.90) 125m: 1:31.73 (19.91) 150m: 1:52.30 (20.57)  
175m: 2:13.25 (20.95) 200m: 2:33.52 (20.27)

**60**  **Will Smith** 13  **Liz van Welie Aquatics** 0.70 **2:36.49**  
Entry: 2:37.10 **-0.61**  
25m: 15.49 50m: 34.82 (19.33) 75m: 54.33 (19.51) 100m: 1:14.68 (20.35) 125m: 1:35.39 (20.71) 150m: 1:56.17 (20.78)  
175m: 2:16.77 (20.60) 200m: 2:36.49 (19.72)

**61**  **Shane Murdoch** 13  **Hamilton Aquatics** 0.72 **2:47.29**  
Entry: 2:42.15 **+5.14**  
25m: 15.29 50m: 35.63 (20.04) 75m: 57.13 (21.50) 100m: 1:19.75 (22.62) 125m: 1:41.84 (22.09) 150m: 2:05.43 (23.59)  
200m: 2:47.29 (23.91) 175m: 2:23.38 (2:23.38)

**62**  **Angelo Liu** 13  **Triton Swim Club** 0.69 **2:50.64**  
Entry: 2:37.16 **+13.48**  
25m: 15.59 50m: 35.63 (20.04) 75m: 57.13 (21.50) 100m: 1:19.75 (22.62) 125m: 1:41.84 (22.09) 150m: 2:05.43 (23.59)  
175m: 2:27.58 (22.15) 200m: 2:50.64 (23.06)

**-**  **Jaeci Yee** 15  **Tawa Swimming Club** 0.70 **DSQ**